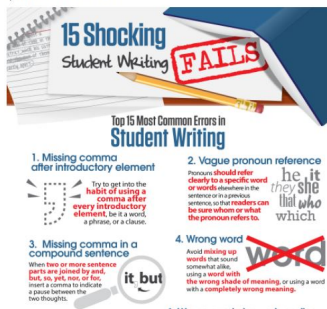


15 Shocking Student Writing Fails (Infographic)
by JENNIFER FROST on JUNE 13, 2014



Credo possa essere molto utile ricorrere ad infografiche in grado di riassumere efficacemente le regole della lingua inglese.

{loadposition user7}


In GrammarChek ne trovate moltissime che visualizzano anche i sinonimi, riportano gli errori più comuni e offrono molti consigli su come migliorare il proprio inglese.

Possono essere conservate in schedari oppure riportate in cartelloni da appendere nell'aula in determinati periodi dell'anno scolastico.

Ogni infografica ha i codici per essere incorporata in una pagina web, come nell'esempio sotto.

14 TIPS and TRICKS

to Make Your Writing Stronger



There are many types of writing, and not all these tips apply to everything you write. Trust yourself to choose and use the ones that work best for your latest project.

1 KEEP IT SIMPLE


While a large vocabulary is great and worth striving for, you'll be happy to know you don't need a huge vocabulary to communicate well.

- ✗ An extravagant vocabulary complicates the message you intend to convey.
- ✓ Big words make you harder to understand.

2 SHOW, DON'T TELL

Try to put the reader "in the room" with the characters. Showing illustrates, while telling merely states.

- ✗ Nicki was terribly afraid of the dark.
- ✓ As her mother switched off the light and left the room, Nicki tensed. She huddled under the covers, gripped the sheets, and held her breath as the wind brushed past the curtain.



3 KEEP SENTENCES SHORT

Long sentences are hard to follow. A length of about 25 words or less is a good rule to follow. Most sentences can be shortened or broken up easily.

- ✗ Formulated by expert biochemists, this shampoo contains a number of superior hair-repairing ingredients, such as keratin, argan oil, and silk protein, all three of which smooth and strengthen hair strands for a more beautiful mane.
- ✓ Formulated by expert biochemists, this shampoo contains many superior hair-repairing ingredients. Keratin, argan oil, and silk protein smooth and strengthen hair strands for a more beautiful mane.

TIPS FOR WRITING SHORTER SENTENCES:

- ✓ Read the sentence aloud. If you have to take a breath, you need to shorten or break up the sentence.
- ✓ Avoid wordiness by cutting useless modifiers and breaking up long thoughts into several sentences.
- ✓ If the topic is complicated, balance it by using short sentences to explain things. Even if the sentence sounds choppy, readers will remember a short sentence better than a long explanation.
- ✓ Avoid clutter. If your sentence contains several points, consider breaking them into a list.

Wordcounter.net is a free online tool that checks word count.

4 DON'T BE REDUNDANT.

Your readers will get the point the first time. Repeating yourself can be annoying and wastes space. If you need to hit a word count, add useful information instead.

- ✗ This knife has many uses. It cuts, slices, dices, pares, peels, chops, and minces. It's a versatile knife.
- ✓ This knife cuts, slices, dices, pares, peels, chops, and minces.

5 CUT THE FLUFF

Resist the urge to add filler words that don't contribute anything.

- ✗ Max is very flexible. He can bend over really far. He can pretty much reach past his toes.
- ✓ Max can bend over and put his hands flat on the floor with his legs straight.



For a list of clutter words and phrases, take a look at www.grammarcheck.net/clutter

6 WRITE IT TIGHT.


Similar to cutting the fluff, although here, we're talking about reducing your overall word count. If you can say the same thing in half the words, do so. You'll save your precious readers' eyes and time.

- ✗ 5 Secret Tricks to Getting Your Garage More Organized
- ✓ 5 Secrets for an Organized Garage

7 SKIP THE CLICHES.

Non-native English speakers and English-speaking schoolchildren often learn idioms. While it's important to understand that not all sayings make literal sense, they add little to your writing.

- ✗ Giancarlo felt like a fish out of water when he moved from Italy to Germany.
- ✓ When Giancarlo moved from Italy to Germany, he felt the culture shock strongly.



8 USE ACTIVE VOICE.

Not always, but generally, try to write in the active voice whenever it's appropriate. It's the shorter and clearer way to express the same idea.

vo [Scopri come funziona la possibilità di scrivere testi in inglese e di verificare errori su singoli](#)